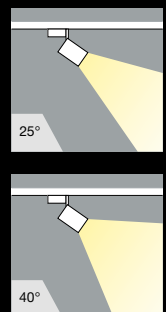
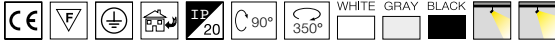




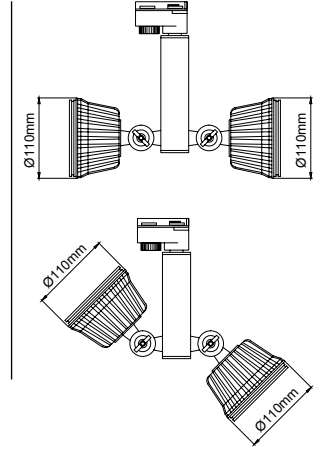
TK4140





- Clever thermal design,
- High efficiency light reflector,
- Elektrostatic Paint,
- Can be used with both Citizen, Bridgelux , Tridonic and Osram led arrays,
- Main Voltage : 220 – 240V / 50 – 60 Hz.,
- Basic Colors: white , black , silver and special color options available upon request.
- With 3-phase and monofaze track adaptors.

- Akıllı soğutma tasarımı,
- Işık verimliliği yüksek reflektör,
- Elektrostatik boyalı,
- Citizen, Bridgelux, Tridonic, Osram Led modüllerine uyumlu,
- 220 – 240V / 50 – 60 Hz enerji girişi,
- Standart renkler: beyaz, siyah, gri ve isteğe bağlı özel renk seçeneği mevcuttur.
- Trifaze ve monofaze ray adaptörleri.



Order Code / Sipariş Kodu	Led Type / Led Tipi	Power / Güç	Lumen T _c =60° / Lümen	Kelvin / Kelvin	CRI / CRI	Beam Angles / Işık Açılımları
TK4140	Osram Led	2x30W	2x3330lm	2700 K	CRI>80 / CRI>90	25° - 40°
TK4140	Osram Led	2x30W	2x3510lm	3000 K	CRI>80 / CRI>90	25° - 40°
TK4140	Osram Led	2x30W	2x3680lm	4000 K	CRI>80 / CRI>90	25° - 40°
TK4140	Osram Led	2x30W	2x3870lm	5000 K	CRI>80 / CRI>90	25° - 40°
TK4140	Osram Led	2x40W	2x4000lm	2700 K	CRI>80 / CRI>90	25° - 40°
TK4140	Osram Led	2x40W	2x4210lm	3000 K	CRI>80 / CRI>90	25° - 40°
TK4140	Osram Led	2x40W	2x4420lm	4000 K	CRI>80 / CRI>90	25° - 40°
TK4140	Osram Led	2x40W	2x4640lm	5000 K	CRI>80 / CRI>90	25° - 40°



Order Code / Sipariş Kodu	Led Type / Led Tipi	Power / Güç	Lumen T _c =60° / Lümen	Kelvin / Kelvin	CRI / CRI	Beam Angles / Işık Açılımları
TK4140	Citizen Led	2x30W	2x3565lm	2700 K	CRI>80 / CRI>90	25° - 40°
TK4140	Citizen Led	2x30W	2x3740lm	3000 K	CRI>80 / CRI>90	25° - 40°
TK4140	Citizen Led	2x30W	2x3930lm	4000 K	CRI>80 / CRI>90	25° - 40°
TK4140	Citizen Led	2x30W	2x4125lm	5000 K	CRI>80 / CRI>90	25° - 40°
TK4140	Citizen Led	2x40W	2x4290lm	2700 K	CRI>80 / CRI>90	25° - 40°
TK4140	Citizen Led	2x40W	2x4520lm	3000 K	CRI>80 / CRI>90	25° - 40°
TK4140	Citizen Led	2x40W	2x4745lm	4000 K	CRI>80 / CRI>90	25° - 40°
TK4140	Citizen Led	2x40W	2x4980lm	5000 K	CRI>80 / CRI>90	25° - 40°



Order Code / Sipariş Kodu	Led Type / Led Tipi	Power / Güç	Lumen T _c =60° / Lümen	Kelvin / Kelvin	CRI / CRI	Beam Angles / Işık Açılımları
TK4140	Samsung Led	2x30W	2x2940lm	2700 K	CRI>80 / CRI>90	25° - 40°
TK4140	Samsung Led	2x30W	2x3090lm	3000 K	CRI>80 / CRI>90	25° - 40°
TK4140	Samsung Led	2x30W	2x3240lm	4000 K	CRI>80 / CRI>90	25° - 40°
TK4140	Samsung Led	2x30W	2x3405lm	5000 K	CRI>80 / CRI>90	25° - 40°
TK4140	Samsung Led	2x40W	2X3950lm	2700 K	CRI>80 / CRI>90	25° - 40°
TK4140	Samsung Led	2x40W	2X4150lm	3000 K	CRI>80 / CRI>90	25° - 40°
TK4140	Samsung Led	2x40W	2X4350lm	4000 K	CRI>80 / CRI>90	25° - 40°
TK4140	Samsung Led	2x40W	2X4550lm	5000 K	CRI>80 / CRI>90	25° - 40°