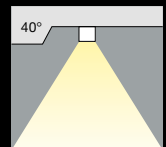
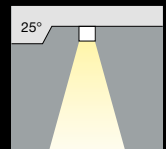




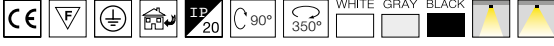
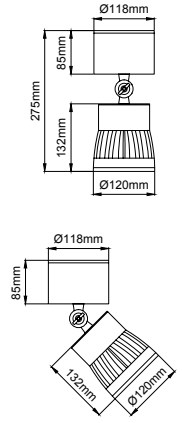
TK5080





- With 99.9 pure aluminium body,
- Clever thermal design,
- High efficiency light reflector,
- Elektrostatic Paint,
- Can be used with both Citizen, Bridgelux, Tridonic and Osram led arrays,
- Main Voltage : 220 – 240V / 50 – 60 Hz.,
- Basic Colors: white, black, silver and special color options available upon request.

- %99.9 saflıkta alüminyum enjeksiyon gövde,
- Akıllı soğutma tasarımı,
- Işık verimliliği yüksek reflektör,
- Elektrostatik boyalı,
- Citizen, Bridgelux, Tridonic, Osram Led modüllerine uyumlu,
- 220 – 240V / 50 – 60 Hz. enerji girişi,
- Standart renkler: beyaz, siyah, gri ve isteğe bağlı özel renk seçeneği mevcuttur.



Order Code / Sipariş Kodu	Led Type / Led Tipi	Power / Güç	Lumen T _c =60°/ Lümen	Kelvin / Kelvin	CRI / CRI	Beam Angles / Işık Açıları
TK5080	Osram Led	30W	3330lm	2700 K	CRI>80 / CRI>90	25° - 40°
TK5080	Osram Led	30W	3510lm	3000 K	CRI>80 / CRI>90	25° - 40°
TK5080	Osram Led	30W	3680lm	4000 K	CRI>80 / CRI>90	25° - 40°
TK5080	Osram Led	30W	3870lm	5000 K	CRI>80 / CRI>90	25° - 40°
TK5080	Osram Led	40W	4000lm	2700 K	CRI>80 / CRI>90	25° - 40°
TK5080	Osram Led	40W	4210lm	3000 K	CRI>80 / CRI>90	25° - 40°
TK5080	Osram Led	40W	4420lm	4000 K	CRI>80 / CRI>90	25° - 40°
TK5080	Osram Led	40W	4640lm	5000 K	CRI>80 / CRI>90	25° - 40°



Order Code / Sipariş Kodu	Led Type / Led Tipi	Power / Güç	Lumen T _c =60°/ Lümen	Kelvin / Kelvin	CRI / CRI	Beam Angles / Işık Açıları
TK5080	Citizen Led	30W	3565lm	2700 K	CRI>80 / CRI>90	25° - 40°
TK5080	Citizen Led	30W	3740lm	3000 K	CRI>80 / CRI>90	25° - 40°
TK5080	Citizen Led	30W	3930lm	4000 K	CRI>80 / CRI>90	25° - 40°
TK5080	Citizen Led	30W	4125lm	5000 K	CRI>80 / CRI>90	25° - 40°
TK5080	Citizen Led	40W	4290lm	2700 K	CRI>80 / CRI>90	25° - 40°
TK5080	Citizen Led	40W	4520lm	3000 K	CRI>80 / CRI>90	25° - 40°
TK5080	Citizen Led	40W	4745lm	4000 K	CRI>80 / CRI>90	25° - 40°
TK5080	Citizen Led	40W	4980lm	5000 K	CRI>80 / CRI>90	25° - 40°



Order Code / Sipariş Kodu	Led Type / Led Tipi	Power / Güç	Lumen T _c =60°/ Lümen	Kelvin / Kelvin	CRI / CRI	Beam Angles / Işık Açıları
TK5080	Samsung Led	30W	2940lm	2700 K	CRI>80 / CRI>90	25° - 40°
TK5080	Samsung Led	30W	3090lm	3000 K	CRI>80 / CRI>90	25° - 40°
TK5080	Samsung Led	30W	3240lm	4000 K	CRI>80 / CRI>90	25° - 40°
TK5080	Samsung Led	30W	3405lm	5000 K	CRI>80 / CRI>90	25° - 40°
TK5080	Samsung Led	40W	3950lm	2700 K	CRI>80 / CRI>90	25° - 40°
TK5080	Samsung Led	40W	4150lm	3000 K	CRI>80 / CRI>90	25° - 40°
TK5080	Samsung Led	40W	4350lm	4000 K	CRI>80 / CRI>90	25° - 40°
TK5080	Samsung Led	40W	4550lm	5000 K	CRI>80 / CRI>90	25° - 40°